

# SS-BP400 Datasheet

SUBSEA BACK PRESSURE REGULATOR



Gas  Liquid |  Diaphragm  Piston |  Self-Venting  Non-Venting | Max Inlet: 400 bar (5,800 psi) | Max Outlet: 10 bar (145 psi) | Cv 2.0



## INTRODUCING THE SS-BP400...

The SS-BP400 is a medium-flow subsea back pressure regulator with 1:1 tracking ratio to reference subsea pressure. Its reference port is located in an adjustable collar beneath the locking cap, enabling users to manually rotate through 360° to suit their application.

Capable of operating at depths of up to 3,000 metres (10,000 ft) and with a **balanced main valve** as standard it provides stable control under varying inlet pressures and can handle higher flow rates.

## SPECIFICATION

Max. Rated Inlet Pressure	400 bar (5,800 psi)
Outlet Ranges	Up to 10 bar (145 psi)
Design Proof Pressure	150% max. working pressure
Seat Leakage	In accordance with ANSI/FCI 70-3
Weight	9kg (19.8lbs)

## STANDARD MATERIALS OF CONSTRUCTION

PART	MATERIALS
Body and Bonnet	ASTM A479 Duplex Stainless Steel (UNS S31803)
Main Valve Pin	ASTM A479 Duplex Stainless Steel (UNS S31803)
	Ceramic (Zirconia)
Seat	PCTFE (Kel-F)
Valve Spring	MP35N (UNS R30035)
Piston	ASTM A479 Duplex Stainless Steel (UNS S31803)
Locking Cap	ASTM A479 Duplex Stainless Steel (UNS S31803)
O-Rings	NBR N70 (Nitrile Buna N)
Loading Spring	MP35N (UNS R30035)

Note: Pressure regulator rating may be limited by connection type, Cv and/or seat material. Contact the office for specific pressure or temperature requirements.

## FEATURES AND BENEFITS

### 1 SUITABLE FOR DEEPER WATERS

Can operate at depths of up to 3,000 metres (10,000ft).

### 2 PISTON SENSING ELEMENT

Perfect for use in challenging conditions.

### 3 BALANCED MAIN VALVE DESIGN

Improved control across the pressure range.

### 4 OPTIONAL REMOTE OPERATION

Optional ROV handwheel or subsea multi-turn electric actuator.

Product availability and specifications contained herein are subject to change without notice. Consult local distributor or factory for potential revisions and/or service related issues. Pressure Tech Ltd support with product selection recommendations only - it is the users responsibility to ensure the product is suitable for their specific application requirements.



#### PRESSURE TECH LTD

Unit 24, Graphite Way, Hadfield, Glossop, Derbyshire, UK, SK13 1QH  
+44 (0)1457 899 307 | [sales@pressure-tech.com](mailto:sales@pressure-tech.com) | [www.pressure-tech.com](http://www.pressure-tech.com)

DESIGNED, MANUFACTURED AND BUILT IN THE UK

© 2024 Pressure Tech Ltd. All Rights Reserved.

030225

PAGE:  
1 OF 4

# SS-BP400 Datasheet

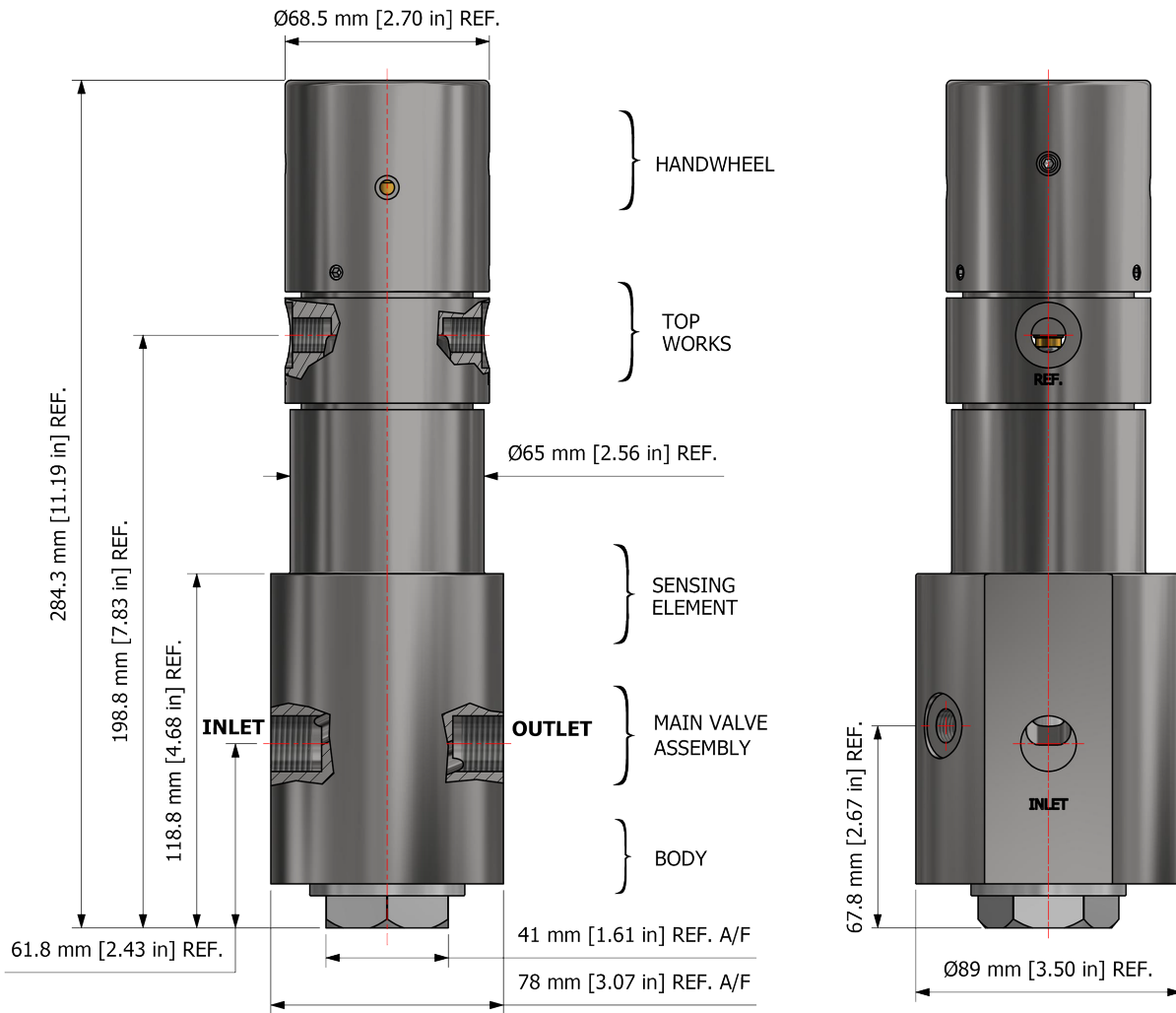
SUBSEA BACK PRESSURE REGULATOR



Gas  
  Liquid  
  Diaphragm  
  Piston  
  Self-Venting  
  Non-Venting  
 Max Inlet: 400 bar (5,800 psi)  
 Max Outlet: 10 bar (145 psi)  
 Cv 2.0

## DRAWINGS AND INSTALLATION DIMENSIONS

Dimensions shown for 1/2" BSSP option and standard configurations only - please contact the office for other options.



Product availability and specifications contained herein are subject to change without notice. Consult local distributor or factory for potential revisions and/or service related issues. Pressure Tech Ltd support with product selection recommendations only - it is the users responsibility to ensure the product is suitable for their specific application requirements.



**PRESSURE TECH LTD**  
 Unit 24, Graphite Way, Hadfield, Glossop, Derbyshire, UK, SK13 1QH  
 +44 (0)1457 899 307 | [sales@pressure-tech.com](mailto:sales@pressure-tech.com) | [www.pressure-tech.com](http://www.pressure-tech.com)  
**DESIGNED, MANUFACTURED AND BUILT IN THE UK**  
 © 2024 Pressure Tech Ltd. All Rights Reserved.

030225

PAGE:  
2 OF 4

# SS-BP400 Datasheet

SUBSEA BACK PRESSURE REGULATOR

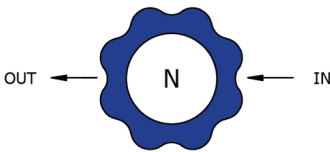


Gas  Liquid |  Diaphragm  Piston |  Self-Venting  Non-Venting | Max Inlet: 400 bar (5,800 psi) | Max Outlet: 10 bar (145 psi) | Cv 2.0

## FLOW CURVE

Please contact the office for further information.

## PORTING CONFIGURATIONS



### Note:

Additional porting configurations are available - please contact the office for further information.

Product availability and specifications contained herein are subject to change without notice. Consult local distributor or factory for potential revisions and/or service related issues.  
Pressure Tech Ltd support with product selection recommendations only - it is the users responsibility to ensure the product is suitable for their specific application requirements.



### PRESSURE TECH LTD

Unit 24, Graphite Way, Hadfield, Glossop, Derbyshire, UK, SK13 1QH  
+44 (0)1457 899 307 | [sales@pressure-tech.com](mailto:sales@pressure-tech.com) | [www.pressure-tech.com](http://www.pressure-tech.com)

**DESIGNED, MANUFACTURED AND BUILT IN THE UK**

© 2024 Pressure Tech Ltd. All Rights Reserved.

030225

PAGE:  
3 OF 4

# SS-BP400 Datasheet

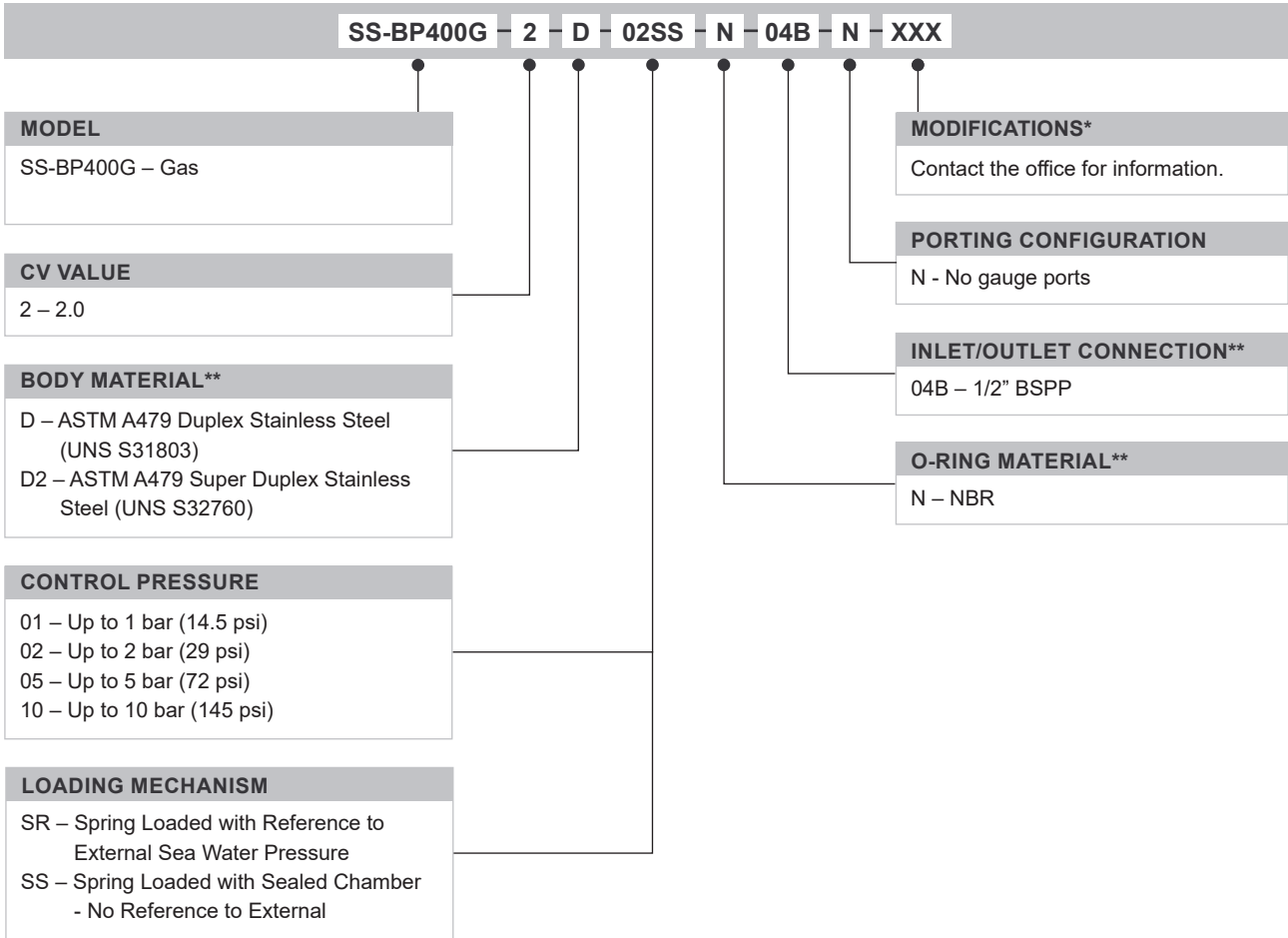
## SUBSEA BACK PRESSURE REGULATOR



Gas  
  Liquid  
  Diaphragm  
  Piston  
  Self-Venting  
  Non-Venting  
 Max Inlet: 400 bar (5,800 psi)  
 Max Outlet: 10 bar (145 psi)  
 Cv 2.0

### ORDERING INFORMATION

To build a Pressure Tech part number, simply combine the characters identified below in sequence:



OPTIONAL EXTRAS		
	PART NUMBER	DESCRIPTION
Service Kit	SRK-SS-BP400-2-N...	PCTFE seat and NBR o-rings.

*Note: Ancillary equipment also available*

\* Where applicable  
 \*\* Other connections/materials may be available

Product availability and specifications contained herein are subject to change without notice. Consult local distributor or factory for potential revisions and/or service related issues. Pressure Tech Ltd support with product selection recommendations only - it is the users responsibility to ensure the product is suitable for their specific application requirements.



**PRESSURE TECH LTD**  
 Unit 24, Graphite Way, Hadfield, Glossop, Derbyshire, UK, SK13 1QH  
 +44 (0)1457 899 307 | [sales@pressure-tech.com](mailto:sales@pressure-tech.com) | [www.pressure-tech.com](http://www.pressure-tech.com)  
**DESIGNED, MANUFACTURED AND BUILT IN THE UK**  
 © 2024 Pressure Tech Ltd. All Rights Reserved.

030225